


Practical Guidelines to Assess Fitness for Transport of Pigs



© Dr. Michael Marahrens

Acknowledgements

The guidelines were prepared by the following organisations:

- UECBV
- EUROGROUP FOR ANIMALS
- COPA-COGECA
- ANIMALS' ANGELS
- INAPORC
- COOPERL Arc Atlantique
- FVE (Federation of Veterinarians of Europe)
- ELT (European Livestock Transporters)
- IRU (International Road Transport Union)

Photographs and drawings kindly supplied by (in alphabetical order):


Animals' Angels, Anprogapor, Dr. Prof. David Barcellos, bsi Schwarzenbek, Colorado State University, Dr. Michel Courat, Dr. Prof. David Driemeier, Dr. Prof. Walt Hurley (University of Illinois), IFIP, Institut de l'Élevage, INTERBEV, Dr. Prof. Friedhelm Jaeger, Dr. Michael Marahrens, NADIS and Mark White, Dr. Sarah Puetz, Schweizer Tierschutz STS, Dr. Prof. Jurij Sobestiansky, Videncenter for Svineproduktion, Dr. Claudia Vinci.

A special THANK YOU to INSTITUT DE L'ÉLEVAGE and INTERBEV

This guide has been inspired by the
"Practical guidelines to assess fitness for transport of adult bovines"

A special THANK YOU TO IFIP for their drawings
and because this guide has been inspired too by their brochure
"Fit for transport to the slaughterhouse"

Copyright © 2015 Eurogroup for Animals, UECBV, Animals' Angels, Cooperl Arc Atlantique, Copa-Cogeca, ELT, FVE, IRU, INAPORC and IFIP. All rights reserved without limiting the rights under copyright reserved above, no part of this publication may be reproduced, stored in or introduced into a retrieval system, or transmitted, in any form or by any means (electronic, mechanical, photocopying, recording or otherwise), without the prior written permission of all the copyright owners.



"The transportation of animals within and across Europe is highly complex and involves many different actors. Millions of animals are today transported in the EU and from the EU to Third Countries for more than 8 hours. Whilst the role of European legislation is essential in setting out harmonised rules to protect the welfare of the animals; guidelines such as this which explain how these rules should be carried out in practice are crucial. From the adoption of the Regulation in 2005 animal welfare science has evolved to offer more tools to grant proper enforcement of the legislation.

The use of animal based indicators to help assess fitness for transport is particularly useful and an approach which has the potential to optimise improvements in animal welfare in general and more specifically to avoid unnecessary problems during the transportation of animals. Efforts such as these guidelines will help all those responsible to work together to achieve improvements to the welfare of transported animals."

*Dr. Andrea Gavinelli
Head of Unit G3 Animal Welfare
European Commission, DG SANTE*

Preface

- This guide is for all operators, involved at any stage in the transport of pigs¹;
 - The purpose of this guide is to help all operators to decide the suitability of a pig for transport;
 - This guide relates only to the conditions under which pigs are transported;
 - This guide must not be used to make a diagnosis: only a veterinarian is qualified to do this;
 - To make the guidelines easier to understand and to follow, some conditions described in the text are illustrated by photographs or drawings. Those are examples only and must not be considered as the only representation of an animal condition;
 - The authors of the guidelines cannot be held responsible for any claim, damage or loss which may occur as a result of different interpretations of the information contained in this guide;
 - The list of examples is not exhaustive. There are other situations, not described here, which will lead to an animal being considered as unfit for transport;
 - Transporting animals that are unfit could lead to penalties, financial losses and the withdrawal of the authorization of the transporter and/or the driver to carry animals.
 - The guidelines are designed to be used as a complement to existing European legislation and are intended to give as accurate and complete a picture as possible.
- Note that this is not a legal document and is therefore not legally binding.**



Some conditions presented in this guide reflect extreme situations which are NOT representative of the usual state of farm animals

Use the guidelines to help protect Animal Welfare and Animal & Public Health.

¹ For the purpose of this guide, “pigs” means “pigs after weaning”.

Content

Foreword	6
Description of animal condition	7
How to read the signs?	9
PART I: EUROPEAN LEGISLATION	10
Transport of sick, injured or weak animals	11
Additional provisions for long journeys	11
Transport of sows in advance pregnancy or freshly farrowed	11
Possible transport when certain conditions are met	11
Emergency slaughter outside the slaughterhouse	12
General requirements for killing and related operations	13
Operational rules for the slaughterhouse	13
PART II: ANIMAL CONDITIONS PROHIBITING TRANSPORT	15
Unable to move or to keep balance	16
Animals in circulatory weakness	17
Prolapse (organs protruding from the body)	18
Profuse and continuous bleeding (severe haemorrhage)	19
Animal in late pregnancy or having just given birth	20
Conclusions	21
PART III: ANIMAL CONDITIONS WHERE FURTHER ASSESSMENT IS NEEDED BEFORE TRANSPORT	23
Making the right decision	24
Difficulty with movements	25
How to assess lameness	26
Hernia	27
Tail biting	29
Swelling	32
Skin lesions	34
Wounds	35
Abnormal discharge	36
Diarrhoea	38
Breathing difficulties	39
Dangerous animals	40
Visually impaired animals	41
ANNEX I	42
ANNEX II	43
ANNEX III - Example of UK contingency plan	44
ANNEX IV - Example of UK contingency plan	45

Foreword

-Better understanding of regulatory texts-

To protect animal health, animal welfare and public health, European and National legislation lays down conditions under which animals are considered as not fit for transport.

The legislation makes clear that:

“No person shall transport animals or cause animals to be transported in a way likely to cause injury or undue suffering to them.” (Regulation (EC) No 1/2005, Article 3).

“No animal shall be transported unless it is fit for the intended journey, and all animals shall be transported in conditions guaranteed not to cause them injury or unnecessary suffering.” (Regulation (EC) No 1/2005, Annex I Chapter I point 1)

Keepers of animals at the place of departure, transfer or destination and operators of assembly centres shall ensure that the technical rules set out in Chapters I and III, section 1, of Annex I in respect of the animals being transported are met (Regulation (EC) No 1/2005, Article 8 and Article 9).

The illustrations presented in these guidelines are only examples and professional judgment has to be used to decide whether an animal cannot be transported at all or **it could be “fit for the intended journey”**: e.g. in some specific circumstances, under veterinary advice, a slightly injured or ill animal may be transported on short distances, if particular precautions are taken. (Regulation (EC) No 1/2005, Annex I Chapter 1 Point 3)

This guide illustrates the basic provisions of Regulation (EC) No 1/2005 on the protection of animals during transport. **It is also important to refer to national rules applying in the Member States.**



This guide must not be used to make a diagnosis: only a veterinarian is qualified to do this.

Description of the animal condition

The following signs have been identified when referring to condition in Part II or III of the guide:

1. Pig in good general condition

For example:

- Attentive, responsive animal
- Breathing normally
- Good body condition
- Distributes weight evenly on all four legs during standing and walking
- Normal coloured skin

2. Pig in poor general condition

For example:

- Indifferent to the surroundings (apathetic), *and/ or*
- Watery/ dull eyes *and/ or*
- Fever (body temperature $> 40.5^{\circ}\text{C}$) or hypothermia ($< 37.5^{\circ}\text{C}$) *and/ or*
- A significant change in breathing frequency, significant panting or open-mouth breathing, significant coughing *and/ or*
- Signs of severe pain such as abnormal posture or gait, immobility *and/ or*
- Extreme thinness *and/ or*
- Discoloured skin

3. Inability to move without pain

Signs of pain during movement may include:




- Animal obviously lame or not distributing weight on all four legs *and/ or*
- Abnormal posture *and/ or*
- Abnormal gait *and/ or*
- Reluctance to move *and/ or*
- Difficulty keeping balance






Description of the animal condition

- 4. Inability to walk unassisted:** inability to walk unassisted means the animal must be moved with the support of a carrier and therefore it is not fit for transport.
- 5. Physiological weakness:** any weakness of an animal which is not caused by injury or disease. There are specific conditions such as fatigue, reluctance to move, late pregnancy and recent farrowing which may led to physiological weaknesses not compatible with transport.
- 6. Pathological process:** any animal condition which is caused by injury, disease or post surgical complication. This may result in symptoms or effects which are not compatible with transport.

Examples will be given in this guide.

How to read the signs?

For quick reference, we have used ,  and  together with colour coding to help you distinguish between the different parts of the guide.

	Not transportable
	Possibly transportable but further assessment is needed
	Transportable
	Warning/Take note
	Quotation of legislation

European Legislation



This guide illustrates the basic provisions of Regulation (EC) No 1/2005 on the protection of animals during transport.

It is also important to refer to national rules applying in the Member States.

Part I

Scope

“This regulation shall apply to the transport of live vertebrate animals carried out within the Community, including the specific checks to be carried out by officials on consignments entering or leaving the customs territory of the Community.”

§	<u>Transport of sick, injured or weak animals</u>
	<p>“Animals that are injured or that present physiological weaknesses or pathological processes shall not be considered fit for transport and in particular if:</p> <ul style="list-style-type: none">• they are unable to move independently without pain or to walk unassisted;• they present a severe open wound, or prolapse• if they are pigs of less than 3 weeks [...], unless they are transported less than 100 km” <p style="text-align: center;"><i>Regulation (EC) No 1/2005 Annex I Chapter I Point 2 (a, b and e)</i></p>

§	<u>Additional provisions for long journeys</u>
	<p>“Except if accompanied by their mother, long journeys are only permitted for [...] and domestic animal of [...] porcine species if: [...] pigs are heavier than 10 kg”</p> <p style="text-align: center;"><i>Regulation (EC) No 1/2005 Annex I Chapter VI Point 1.9</i></p>

§	<u>Transport of sows in advanced pregnancy or freshly farrowed</u>
	<p>“Animals that are injured or that present physiological weaknesses or pathological processes shall not be considered fit for transport and in particular if: [...] they are pregnant females for whom 90 % or more of the expected gestation period has already passed, or females who have given birth in the previous week”</p> <p style="text-align: center;"><i>Regulation (EC) No 1/2005 Annex I Chapter I Point 2(c)</i></p>

§	<u>Possible transport when certain conditions are met</u>
	<p>“However, sick or injured animals may be considered fit for transport if they are: a) slightly injured or ill and transport would not cause additional suffering; in cases of doubt, veterinary advice shall be sought;</p> <ul style="list-style-type: none">b) (...)c) transported under veterinary supervision for or following veterinary treatment or diagnosis. However, such transport shall be permitted only where no unnecessary suffering or ill treatment is caused to the animals concerned;d) animals that have been submitted to veterinary procedures in relation to farming practices such as (...) or castration , provided that wounds have completely healed.” <p style="text-align: center;"><i>Regulation (EC) No 1/2005 Annex I Chapter I Point 3</i></p>

Part I



Animals with a disease or condition that may be transmitted to animals or humans through handling or eating meat and, in general, animals showing clinical signs of systemic disease or emaciation, are not to be slaughtered for human consumption. Such animals must be killed separately, under conditions such that other animals or carcasses can not be contaminated, and declared unfit for human consumption.

Regulation (EC) No 854/2004 Annex I Section II Chapter III Point 4



Emergency slaughter outside the slaughterhouse

Animals that have suffered an accident (e.g. broken leg) that prevents their transport for welfare reasons may undergo emergency slaughter at the holding, provided some conditions listed in the legislation are respected.

“Food business operators must ensure that meat from domestic ungulates that have undergone emergency slaughter outside the slaughterhouse may be used for human consumption only if it complies with all the following requirements.

1. An otherwise healthy animal must have suffered an accident that prevented its transport to the slaughterhouse for welfare reasons.
2. A veterinarian must carry out an ante-mortem inspection of the animal.
3. The slaughtered and bled animal must be transported to the slaughterhouse hygienically and without undue delay. Removal of the stomach and intestines, but no other dressing, may take place on the spot, under the supervision of the veterinarian. Any viscera removed must accompany the slaughtered animal to the slaughterhouse and be identified as belonging to that animal.
4. If more than two hours elapse between slaughter and arrival at the slaughterhouse, the animal must be refrigerated. Where climatic conditions so permit, active chilling is not necessary.
5. A declaration by the food business operator who reared the animal, stating the identity of the animal and indicating any veterinary products or other treatments administered to the animal, dates of administration and withdrawal periods, must accompany the slaughtered animal to the slaughterhouse.

A declaration issued by the veterinarian recording the favorable outcome of the ante-mortem inspection, the date and time of, and reason for, emergency slaughter, and the nature of any treatment administered by the veterinarian to the animal, must accompany the slaughtered animal to the slaughterhouse.

Regulation (EC) No 853/2004 Annex III Section I Chapter VI Point 1 to 6

Part I

§	<p style="text-align: center;"><u>General requirements for killing and related operations</u></p> <p>1. Animals shall be spared any avoidable pain, distress or suffering during their killing and related operations.</p> <p>2. For the purposes of paragraph 1, business operators shall, in particular, take the necessary measures to ensure that animals:</p> <ul style="list-style-type: none">(a) are provided with physical comfort and protection, in particular by being kept clean in adequate thermal conditions and prevented from falling or slipping;(b) are protected from injury;(c) are handled and housed taking into consideration their normal behaviour;(d) do not show signs of avoidable pain or fear or exhibit abnormal behaviour;(e) do not suffer from prolonged withdrawal of feed or water;(f) are prevented from avoidable interaction with other animals that could harm their welfare. <p>3. Facilities used for killing and related operations shall be designed, constructed, maintained and operated so as to ensure compliance with the obligations set out in paragraphs 1 and 2 under the expected conditions of activity of the facility throughout the year.</p> <p style="text-align: center;"><i>Regulation (EC) No 1099/2009 , Article 3 Chapter II</i></p>
----------	---

§	<p style="text-align: center;"><u>Operational rules for the slaughterhouses</u></p> <p>Animals which are unable to walk shall not be dragged to the place of slaughter, but shall be killed where they lie.</p> <p style="text-align: center;"><i>Regulation (EC) No 1099/2009 , Annex III point 1.11</i></p>
----------	--

Part II

ANIMAL CONDITIONS PROHIBITING TRANSPORT



**The conditions presented in this
guide do not reflect the usual state
of farm animals in the EU**

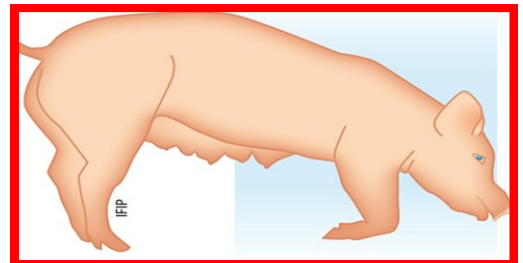
1) Unable to move or to keep balance

This means an animal which is unable:

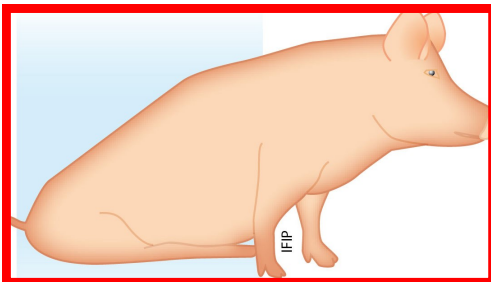
- ◆ To stand up and remain up
- ◆ To move independently without signs of pain
- ◆ To walk unassisted
- ◆ Likely to lose its balance during transport

See description of animal condition on pages 7 and 8.

Animal likely to lose balance during transport



©IFIP



©IFIP



Paralysed pig: not fit for transport

Animal unable to walk unassisted



©Schweizer Tierschutz STS

2) Animals in circulatory weakness

Signs of circulatory weakness (and respiratory distress) can be:

- ◆ Heavy breathing, showing at the flank and mouth;
- ◆ High breathing frequency, showing at the flank and mouth;
- ◆ Red/bluish colour of skin areas or snout;
- ◆ Dog-like sitting

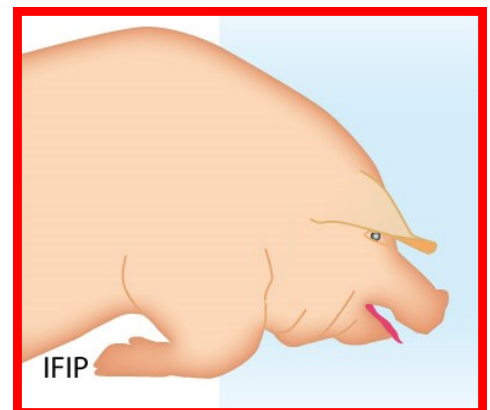


©Animals' Angels



Animal showing signs of circulatory weakness

Animal showing signs of circulatory weakness



©IFIP

3) Prolapse (organs protruding from the body)

- ◆ Different organs can prolapse, such as the rectum, the vagina and the uterus. The latter is by far the most dangerous condition.
- ◆ The prolapsed organs can be easily damaged leading to pain and profuse bleeding and therefore these animals cannot be transported.

Rectal prolapse:

This condition affects sows and porkers, and can be reversed. The animal should be isolated to prevent the risk of bleeding and secondary infection.

If the prolapse cannot be reversed, the animal is not fit for transport.



©bsi Schwarzenbek

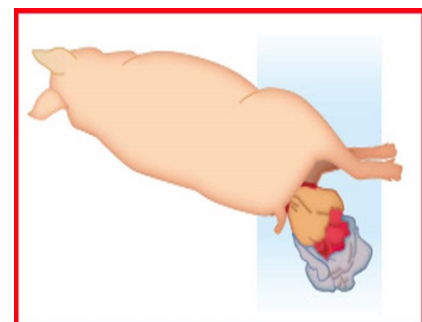


Pig with irreversible rectal prolapse

Uterine prolapse:

If sows are presenting uterine prolapse, this condition is irreversible and the sow can die of haemorrhage or systemic infection.

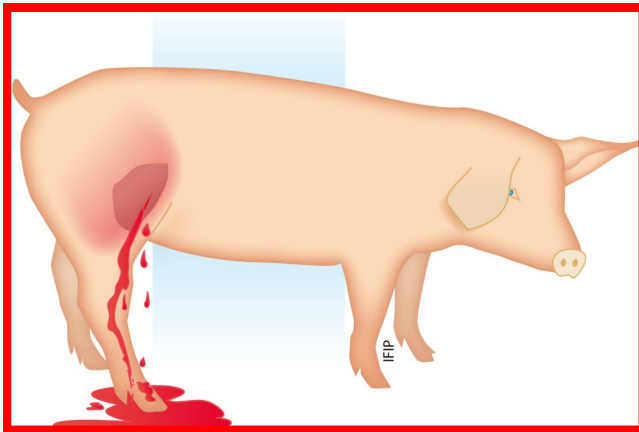
Sow with uterine prolapse



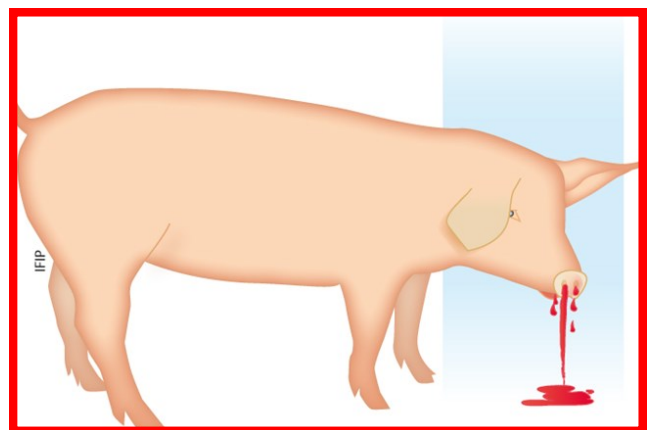
©IFIP

4) Profuse and continuous bleeding (severe haemorrhage)

- ◆ Profuse and continuous bleeding indicates injury or disease
- ◆ It can be aggravated during transport
- ◆ Severe blood loss can lead to death.



©IFIP



©IFIP

Animals showing severe blood loss

5) Animals in late pregnancy or having just given birth

It is forbidden by the Regulation (EC) No 1/2005 Annex I Chapter I point 2 (c) to transport sows which:

- have given birth in the previous week *or*
- pregnant female for whom 90% or more of the expected gestation period (102 days for sows) has already passed.

If in doubt, check with the animal keeper.



©Courtesy image of Dr. Prof.Hurley - University of Illinois



This sow gave birth less than one week ago

Conclusions

Animals presenting any of the conditions listed in Part II must not be transported.



Such animals must immediately be treated according to the recommendations specified in Annex II.

*

If an animal has suffered an accident, after the advice or the diagnosis of the veterinarian, it can be slaughtered on the spot and transported to the slaughterhouse - provided conditions listed in the Regulation (EC) No 853/2004 and Council Regulation No 1099/2009 are respected (see pages 12 and 13).

ANIMAL CONDITIONS WHERE FURTHER ASSESSMENT IS NEEDED BEFORE TRANSPORT



Making the right decision

There are situations where the condition of the animal is difficult to assess, and **it can be hard to make a decision.**

The purpose of this part of the guide is to illustrate a number of borderline conditions, in order to provide clear indicators to help you decide whether or not an animal can be transported.



You must consider:

- The general condition of the animal;
- The duration and particular circumstances of the transport such as climatic conditions, loading density, etc.;
- Whether the condition of the animal is likely to worsen during transport;
- The risk of rejection of the animal by the inspection services in the slaughterhouse.

1) Difficulty with movement

To make a decision you must **consider**:

- ◆ Signs of pain
- ◆ Abnormal posture or way of walking (e.g. excessively arched back)
- ◆ Ability for it to keep pace with the others
- ◆ General condition of the animal
- ◆ Willingness to move

General Principle:

**AN ANIMAL UNABLE TO BEAR WEIGHT ON ALL FOUR LEGS
CANNOT BE TRANSPORTED**

©Atlas de patologia e clinica suina/David Emilio
S.N. de Barcelos, Jurij Sobestansky, Goiânia,
David Driemeier, 2005





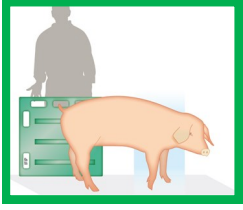





Pig with abnormal way of walking: check whether the animal is able to bear weight on all four legs and if it is likely to keep balance during transport!



©Animals' Angels

This animal presents an arched back and does not seem to bear weight on the right foreleg. Will it be able to move without pain?

How to assess lameness

Category	Score	Description of animal behaviour	Decision
Good mobility	0  ©IFIP	Normal way of Walking.	Fit for transport 
Imperfect mobility	1  ©IFIP	Difficult walking, but still using all legs.	Fit for transport 
Impaired (reduced) mobility	2  ©IFIP	Severely lame, minimum weight-bearing on affected limb.	Unfit for transport 
Severely impaired mobility	3  ©IFIP	No weight-bearing on affected limb, or not able to walk.	Unfit for transport 

Courtesy of Welfare Quality System









2) Hernia

Hernias are most frequently located in inguinal or umbilical region.

- ◆ Hernia occurs when abdominal viscera pass through weak areas in the inguinal ring or the navel without contact with the exterior.
- ◆ A hernia is considered as “serious” if it is more than 15-20 cm wide and present sores.
- ◆ The hernial tissue protrusion is a risk site for infection picked up from the ground and floor and can therefore affect the pig’s general health (difficulty moving around, loss of appetite, etc.).
- ◆ If the animal shows signs of serious hernia there is a major risk of the animal dying during transport.
- ◆ The animal has always to be transported with a FCI (Food Chain Information) form.

2) Hernia (continued...)

To take the right decision you can use the table below:

Illustration	Description	Decision
 <p>©Anprogapor</p>	<p>The hernia is:</p> <ul style="list-style-type: none"> • smaller than 15-20 cm (weight depending), • with no sores/lesions. <p>The pig's overall well-being is unaffected.</p>	<p>Fit for transport</p> 
 <p>©Videncenter for Svineproduktion</p>	<p>This umbilical hernia is:</p> <ul style="list-style-type: none"> • larger than 15-20 cm (weight depending), • with no sores/lesions. <p>The pig's overall wellbeing could be affected.</p>	 <p>Fit for transport under conditions:</p> <ul style="list-style-type: none"> • Pig to be isolated. • Pig tagged with a coloured mark. • FCI to be completed • Transport not to cause unnecessary pain or suffering. • The animal to be loaded last.
 <p>©Videncenter for Svineproduktion</p>	<p>This inguinal hernia is:</p> <ul style="list-style-type: none"> • larger than 15-20 cm (weight depending), • with no sores/lesions. <p>The pig's overall wellbeing could be affected.</p>	 <p>Fit for transport under conditions:</p> <ul style="list-style-type: none"> • Pig to be isolated. • Pig tagged with a coloured mark. • FCI to be completed • Transport not to cause unnecessary pain or suffering. • The animal to be loaded last.
 <p>©Videncenter for Svineproduktion</p>	<p>The hernia is:</p> <ul style="list-style-type: none"> • larger than 15-20 cm (weight depending) • with sores. <p>The pig's overall wellbeing is affected.</p>	<p>Unfit for transport</p> 

3) Tail biting





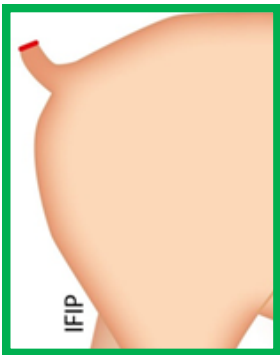

Tail-biting is a form of aggression between pigs on the farm, usually due to welfare problems indicating some form of mental or physical stress.

- The bites cause bleeding and sometimes even abscesses at the tip of the tail.
- Severe infections of the tail can sometimes lead to small abscesses spreading along the back bone and in the spine (visible only after slaughter).

If the pig presents signs of tail-biting with necrosis spread to the tail area, the pig's condition is considered as a major health issue. It must be immediately isolated.

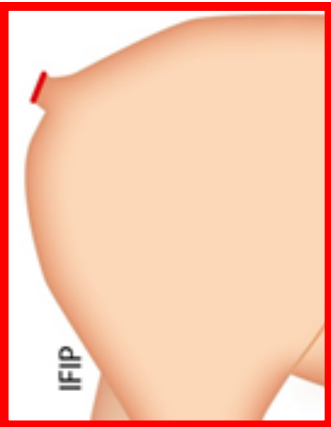

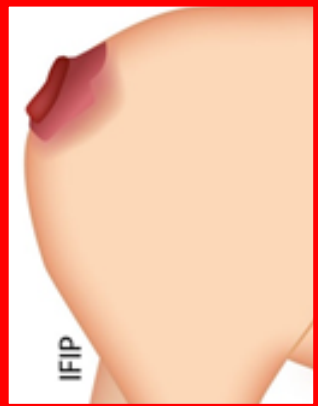

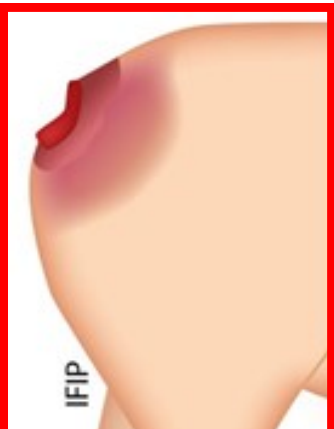

The pig shall be given appropriate treatment on the wound or culled if general health deteriorates further.

3) Tail biting (continued...)

	Score	Description	Decision
 <p>©Friedhelm Jaeger/ Sarah Puetz</p>	0	No evidence of tail biting	<p>Fit for transport</p> 
 <p>©Friedhelm Jaeger/ Sarah Puetz</p>	1	Healed or mild lesions	 <p>Fit for transport under conditions:</p> <ul style="list-style-type: none"> • Pig to be isolated. • Pig tagged with a coloured mark. • FCI to be completed • Transport not to cause unnecessary pain or suffering. • The animal to be loaded last.
 <p>IFIP</p> <p>©IFIP</p>	2	Evidence of chewing or puncture wounds, no swelling	 <p>Fit for transport under conditions:</p> <ul style="list-style-type: none"> • Pig to be isolated. • Pig tagged with a coloured mark. • FCI to be completed • Transport not to cause unnecessary pain or suffering. • The animal to be loaded last.

If category 1 and 2 pigs remain in the farm they must be given appropriate veterinary treatment.

3) Tail biting (continued...)

	Score	Description	Decision
 <p>IFIP</p> <p>©IFIP</p>	3	Evidence of chewing or puncture wounds, with swelling and signs of infection	<p>Unfit for transport</p>  <p><u>Major Health Issue:</u></p> <p>The pig must be isolated and treated according to veterinary advice.</p>
 <p>IFIP</p> <p>©IFIP</p>	4	Partial loss of the tail with possible necrosis	<p>Unfit for transport</p>  <p><u>Major Health Issue:</u></p> <p>The pig must be isolated and treated according to veterinary advice.</p>
 <p>IFIP</p> <p>©IFIP</p>	5	Total loss of the tail with possible necrosis	<p>Unfit for transport</p>  <p><u>Major Health Issue:</u></p> <p>The animal has to be culled on farm as soon as possible.</p>

4) Swelling

A swelling may be an isolated symptom or part of a general illness.

You must consider:

- ◆ The general condition of the animal
- ◆ Whether the swelling is hot, red, painful to touch
- ◆ Whether the swelling leads to an abnormal posture or abnormal way of walking
- ◆ Whether the swelling could increase the risk of injury with the potential to lead to severe blood loss

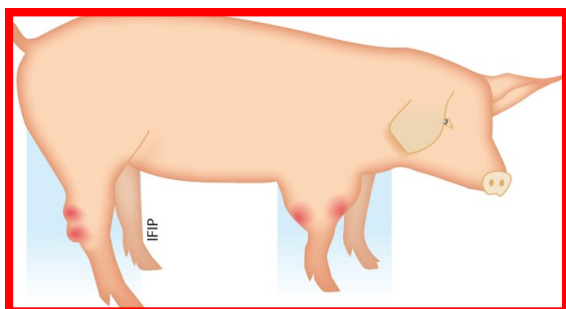
The most common examples of swelling are: abscesses, bone deformations and joint inflammations.

- ◆ An **abscess** is a collection of pus in a clearly -formed pocket that is caused by infection and tissue inflammation. In most cases, the abscess will be highly localized.
- ◆ **Bone deformations** are rare and could be associated with congenital malformations or older injuries.
- ◆ **Joint inflammations** (*arthritis*) can cause various degrees of lameness.

4) Swelling (continued...)

Course of Action:

⇒ Pigs with multiple abscesses and/or deformations and/or arthritis



©IFIP



If the general animal condition is affected, then:

- it is a major health issue
- the animal shall be given appropriate veterinary treatment on farm as soon as possible

The animal is unfit for transport

⇒ Pigs without multiple abscesses and/or deformation and/or arthritis:



©NADIS and Mark White



Those animals are fit for transport under the conditions listed below if there are no repercussions on the general condition of the animal.



©Atlas de patologia e clinica suína/David Emilio S.N. de Barcelos, Jurij Sobestiansky, Goiânia, David Driemeier, 2005

	<p>Fit for transport under conditions:</p>
	<ul style="list-style-type: none"> • Pig to be isolated. • Pig tagged with a coloured mark • FCI to be completed • Transport not to cause unnecessary pain or suffering • The animal to be loaded last <p>N.B. If the pig remains at the farm, it shall be given appropriate veterinary treatment as soon as possible.</p>

5) Skin lesions

Skin lesions are open skin wounds, sores or surface injuries.

Widespread red patches symptomatic of *Swine Erysipelas* has been classified under this condition-group, as they can serve as a vector for zoonotic infection to humans.

They are easily recognizable by widespread red-coloured diamond-shaped sores on pigs' skins.

Course of Action:

⇒ Lesions presenting a risk of aggravation and major haemorrhage



The animal is unfit for transport.

It has to be isolated and given veterinary treatment as soon as possible.

⇒ Superficial lesions without risk of major haemorrhage



©Michel Courat



The animal is fit for transport

⇒ Widespread red patches (e.g. *Erysipelas*) are a major health issue.

The animal must receive a veterinary treatment as soon as possible and should not to be transported for sanitary reasons.



**The animal is unfit for transport
for sanitary reasons.**



©Colorado State University Veterinary Extension

6) Wounds

You must consider the potential of the wounds to cause pain and blood loss during transport and possible aggravation.

To make a decision you will have to consider:

- ◆ Whether the wound is large, extensive or/and severe
- ◆ Whether the wounds are multiple
- ◆ Whether the wound is healed or not



©Animals' Angels



- ◆ **The animal can bear weight on the four legs**

and

- ◆ **The wound is not serious, open or bleeding**



The animal is fit for transport

- ◆ **The animal can not bear weight on the four legs**

or

- ◆ **The wound is serious, open or bleeding**



The animal is unfit for transport

7) Abnormal discharge

Abnormal discharge may be a symptom of disease.

You must consider:

- ◆ The general condition of the animal
- ◆ The quantity, colour, consistency and smell
- ◆ Where the discharge is coming from: mouth, nose, vulva, penis.

Bleeding of the nose:



©Claudia Vinci



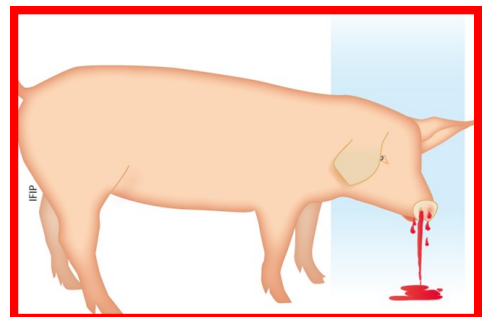
Not severe nose bleeding.

The animal is fit for transport

Severe nose bleeding can be due to several infectious or accidental causes.

If the bleeding is profuse and accompanied by deterioration of the general condition of the animal, then **the animal is unfit for transport.**

The animal shows severe nose
bleeding

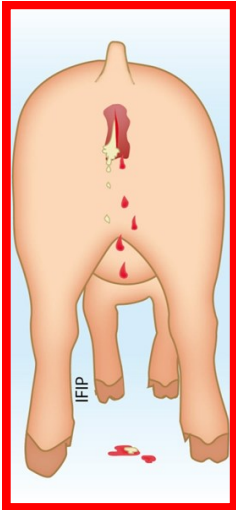


©IFIP

7) Abnormal discharge (continued...)

Bleeding of the vulva:

Just after farrowing blood losses are quite frequent through the vulva.



©IFIP

If the farrowing took place less than one week ago (reference to Part 1, page 11)

or

If the haemorrhage is profuse after the first week of farrowing

The animal is unfit for transport



Discharge of pus

Following abortion this sow presents a significant discharge of pus through the vulva.



The animal is unfit for transport




©Atlas de patologia e clinica suína/David Emilio S.N. de Barcelos, Jurij Sobestiansky, Goiânia, David Driemeier, 2005

8) Diarrhoea


Diarrhoea may be an isolated symptom or part of a general illness.

You must consider:

- ◆ The general condition of the animal
- ◆ The risk of deterioration of the general state and dehydration during transport
- ◆ The risk of transmission of infectious diseases.



©Atlas de patologia e clinica suina/David Emilio S.N. de Barcelos, Jurij Sobestiansky, Goiânia, David Driemeier, 2005



If the animal has lost high quantities of fluids showing a poor general condition

The animal is unfit for transport



If the animal has not lost high quantities of fluids and it is not in a poor general condition

The animal is fit for transport



9) Breathing difficulties

Breathing difficulties could indicate other serious health problems, like « Animals in circulatory weakness » (page 16).

You must consider:

- ◆ The general condition of the animal,
- ◆ The existence of respiratory distress (e.g. mouth open, head and neck stretched forward, front feet wide apart, gasping for air, salivation)
- ◆ Sudden deterioration during transport could lead to death.



©Animals' Angels

This animal shows significant respiratory distress and will not be able to cope with the additional stress of transport.



The animal is unfit for transport

The pig must be isolated and treated according to veterinary advice.

10) Dangerous animals

Dangerous animals can become uncontrollable and thus represent an increased risk to human safety and animal welfare.

Social behavior varies with age, breed, previous experience and sex.

Swine can become more aggressive and dangerous during the transport operations.

The transporter must be informed by the animal keeper before the transport operation starts.

11) Visually impaired animals

When an animal is visually impaired, there is a major risk of disorientation, fear or stress.

The animal risks losing balance during transport and thus getting injured.

Practical experience shows that, in some very specific conditions to be specified by a veterinarian, a visually impaired pig does not show signs of additional stress when transported on short distances within its social group.

Annex I

Major regulatory references

EU legislation:

- ◆ Regulation (EC) No 853/2004 of the European Parliament and of the Council of 29 April 2004 laying down specific hygienic rules for food of animal origin;
- ◆ Regulation (EC) No 854/2004 of the European Parliament and of the Council of 29 April 2004 laying down specific rules for the organisation of official controls on products of animal origin intended for human consumption;
- ◆ Regulation (EC) No 1/2005 of 22 December 2004 on the protection of animals during transport and related operations;
- ◆ Regulation (EC) No 1099/2009 on the protection of animals at time of killing.

Annex II

Recommendations when animals unfit for transportation are found on farms, assembly centres, control posts or during transport.

On farm, at assembly centres and control posts:

- ◆ Separation of unfit animals from the others.
- ◆ Immediate treatment of unfit animal or/and veterinary consultation.
- ◆ If necessary, emergency slaughter or killing, in a way which does not cause them any unnecessary suffering.

During transport

- ◆ As soon as possible, separation of unfit animals from the others.
- ◆ As soon as possible, first-aid treatment and appropriate veterinary treatment. If necessary, emergency slaughter or killing, in a way which does not cause them any unnecessary suffering.
- ◆ Apply measures foreseen in your emergency plan (for road journeys over 8 hours).

If there is no emergency plan available:

- ◆ If destination of the animals is reachable in 2 – 3 hours (animal travel time), contact person responsible at place of destination/organizer to make sure that a veterinarian will be available at destination

Or

- ◆ If destination is not reachable within a maximum time of 3 hours (animal travel time), contact organiser of the journey, local veterinary services or police forces, in order to make sure that the animals are unloaded at the next possible location e.g. control post, emergency unloading post or slaughterhouse

NB: for all types of transport an emergency plan should be available (see examples in Annexes III & IV)

On arrival at destination

- An animal that is unable to stand up cannot be removed from a means of transport without additional suffering.
- If the animal cannot stand up it must be treated, stunned, and/or killed on the spot, e.g. inside the vehicle.

Annex III – Example of UK contingency plan

Council Regulation (EC) 1/2005

Contingency Plan Template For Type 2 Transporters

Please complete this Contingency Plan and submit to the following address with your application form for a Type 2 Transporter Authorisation:

This generic Contingency Plan is to be completed by the Transporter.

Section 1 – Contact Details

Name of Transporter	<input type="text"/>		
Address:	<input type="text"/>		
Contact Telephone Number	<input type="text"/>	Email Address	<input type="text"/>

Section 2 – In case of an emergency:

1 Who is your nominated vehicle breakdown/recovery company	<input type="text"/>
2 What action will you take in the event of a traffic accident, road closure or weather conditions delay your journey?	<input type="text"/>
3 What action will you take if the ferry/shuttle service has been suspended?	<input type="text"/>
4 What action will you take in the event that your vehicle suffers an irreparable breakdown?	<input type="text"/>
5 What action will you take if any animal(s) become ill during the journey?	<input type="text"/>
6 What action will you take if any animal(s) needs to be euthanised?	<input type="text"/>
7 What action will you take in the event that you encounter extreme temperatures (either hot or cold) during the journey?	<input type="text"/>
8 What action will you take if there is confirmation of a Notifiable Disease in an area you're travelling through?	<input type="text"/>

Transporter Signature

Name in BLOCK LETTERS

Date

Annex IV- Example of UK contingency plan

Council Regulation (EC) 1/2005

Contingency Plan Template for a Specific Journey

This Contingency Plan is to be completed by the transporter of cattle, sheep, goats, pigs and unregistered horses, on journeys over eight hours to other EU Members States or Third Countries.

Please complete this Contingency Plan and submit to the following address with Section 1 of your Journey Log:

Section 1 – Details of the Journey Log for this Specific Journey

- | | |
|------------------------------------|----------------------|
| 1 Organisers Name | <input type="text"/> |
| 2 Organisers Journey Log Reference | <input type="text"/> |
| 3 Departure Date | <input type="text"/> |

Section 2 – In case of an emergency please provide contact details and telephone numbers for:

- | | |
|--|----------------------|
| 1 Ferry companies if the journey involves sea crossings | <input type="text"/> |
| 2 Local Animal Health office for the departure premises | <input type="text"/> |
| 3 Local Animal Health office at the exit point | <input type="text"/> |
| 4 Veterinarian at the departure premises | <input type="text"/> |
| 5 Local Authority at the departure premises | <input type="text"/> |
| 6 Local Authority at the exit point | <input type="text"/> |
| 7 Police | <input type="text"/> |
| 8 other organisations that may be able to assist in the event of an emergency. | <input type="text"/> |
| 9 For transporters reliant on additional modes of transport (e.g. ferry, air and/or rail), the name and address/es of contingency premises to be used in the event of delay. | <input type="text"/> |

Transporter Signature

Name in BLOCK LETTERS

Date



**EUROGROUP
FOR ANIMALS**



If in any doubt



leave the animal out!

